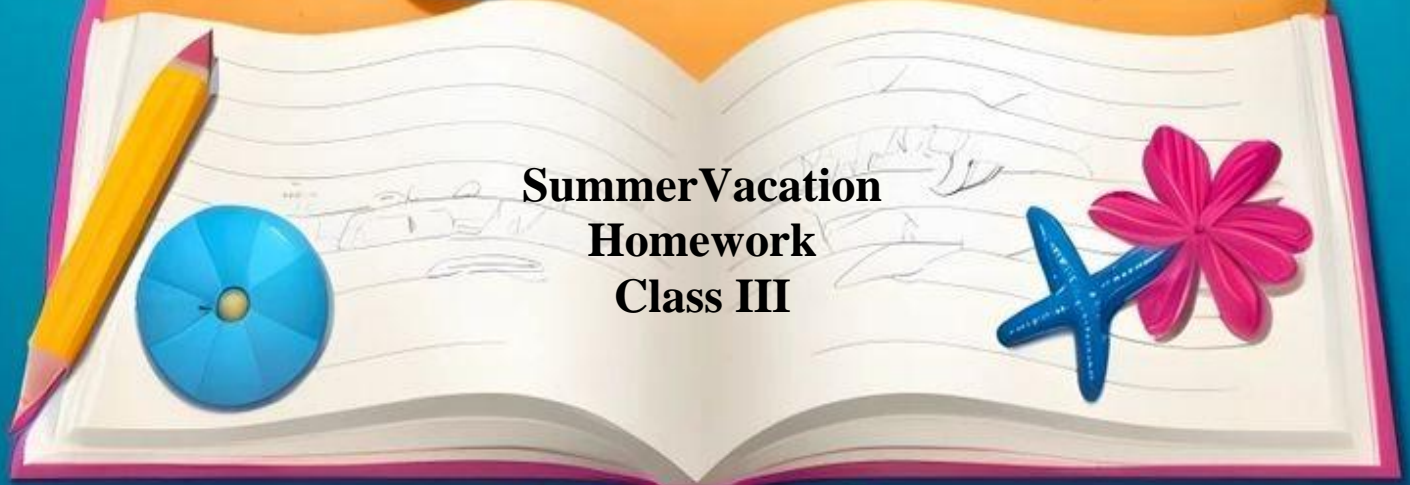




VIDYAVATI

PUBLIC CENTRAL SCHOOL
(Affiliated to CBSE, New Delhi)



**Summer Vacation
Homework
Class III**

Dear VPCS Kids,

Summer holidays are finally here, and it's time for some fun and relaxation! However, learning doesn't have to stop. This holiday homework has been designed to help you keep your brain active while enjoying the break. You will find exciting and creative tasks that will allow you to practice the skills you've learned throughout the year.

Remember, these activities are meant to be fun, so take your time and enjoy completing them. It's a great way to learn new things, challenge yourself, and show how much you've grown. Don't forget to ask your parents or teachers if you need any help!

Have a wonderful summer and enjoy your homework!

General Instructions:

1. Homework should be done under parental supervision.
2. Make sure all oral syllabus is revised during the vacation, as it will help the child retain and adjust better after the long break.
3. Parents must fix a set time each day for studies. Time management should be maintained.
4. Submit the holiday homework in the first week of July.
5. Learn your father's and mother's mobile numbers.
6. Parents are advised to take dictation and practice numbers regularly in a separate practice notebook.

Theme:Unity in Diversity
ENGLISH

1. Draw and craft: Unity in diversity by following instructions:

(i) Draw 4-5 children on an A4 size sheet.

(ii) Use scrapbook material (paper, cloth, magazine cut-outs) to craft different cultural dresses and paste them on the children.

Given states are:- Punjab, Rajasthan, Kerala, Manipur

(iii) Near each children, write one short tag line.

Example: Punjab is famous for Bhangra dance.

(iv) At the Bottom of the page, write one final tag line that connects all cultures.

Example: Different cultures, one India.

2. Write the name of each states and describe it with one adjective. (On A4 size sheet)

Example: Colourful Rajasthan.

3. Write 10 short sentences about the diversity of India.

Example: People wear different clothes in different states.

HINDI

1. तिरंगे का चित्र बनाकर रंग पूरा कीजिए।

2. 'मेरा भारत महान' पर कोई 5 वाक्य लिखिए।

3. भारत देश का नक्शा बनाइए।

नोट:- कृपया दिया गया गृहकार्य स्कैप बुक में पूर्ण करें।

MATHS

1. Activity Based Questions.

(i) Draw a calender of any one month and mark festival on it and colour that festival date.

Use a thermacol sheet and paste chart paper on it for preparing calender and write the date from 1 to 31 as it is mentioned in the calender. Follow the calender as an example.

S	M	T	W	T	F	S
				1	2	3
4	5	6	7	8	9	10
11	12	13	Makar Sankranti 14 Pongal	15	16	17
18	19	20	21	22	23 Saraswati Puja	24
25	26 Republic Day	27	28	29	30	31

(ii) Write your daily timetable with time for:-

Activity

Time

(a) Wake up

(b) School

(c) Play

(d) Sleep

E.V.S.

1. The 'Flavors of India'

Choose any three states of India and paste the pictures of one famous dish from each state in scrapbook.


2. Language detective

Learn how to say 'Hello' and 'Welcome' in five different Indian languages.

S. No.	Word for 'Hello'	Word for 'Welcome'	State Name
1			
2			
3			
4			
5			

3. 'Traditional Outfit'

Paste photos of traditional outfit (dress) of different states with the name of dress and state in it.

S. No.	Picture	Dress Name	State Name
1			
2			
3			
4			
5			

COMPUTER

1. Draw a keyboard on A4 size paper and highlight each letter that are used in spelling of 'Madhya Pradesh'.
2. Draw a computer monitor on A4 size paper. Inside the 'screen' of the drawing, draw the 'National Flag'.
2. Find the symbols of India, take printout and paste them on A4 size paper.

G.K.

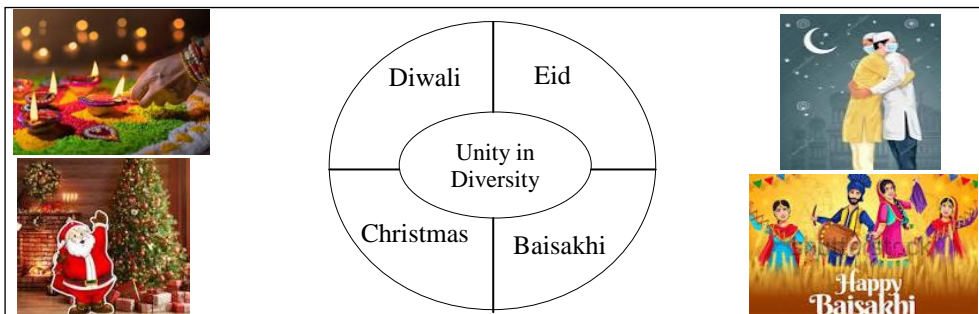
Activity: Festival Wheel

1. Draw a circle and divide it into 4 equal parts. Write one festival in each part (from different regions/ religions).

Example: Diwali, Eid, Christmas, Baisakhi

Note: Write in centre "Unity in Diversity"

- Use a chart paper to draw a circle on it and divide it into 4 parts and write the name of festival on that part and paste pictures of that festival.



2. Draw India map and mention the names of any 5 states on it and write their language also.

Example: (i) Punjab – Punjabi (ii) West Bengal – Bengali